
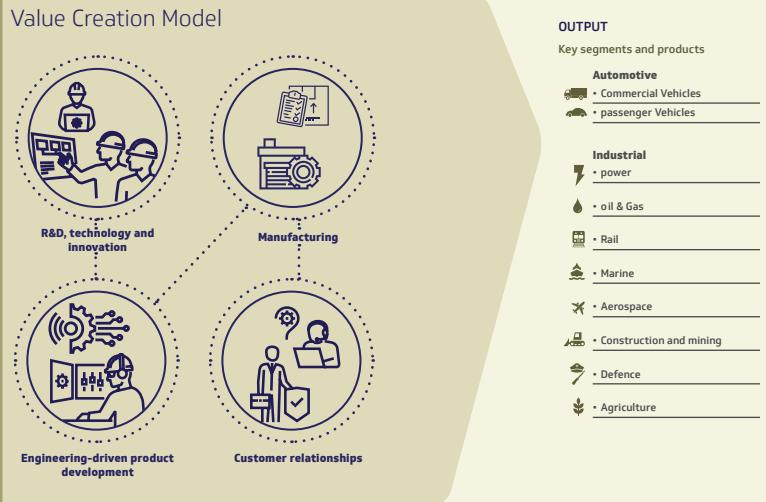
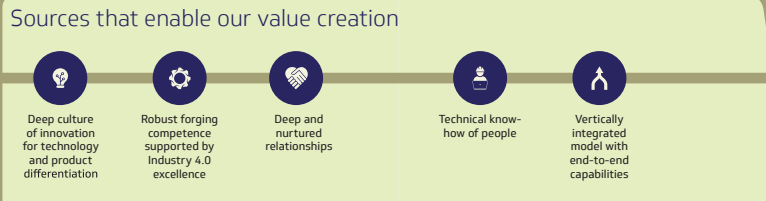


Our Robust Business Model

INPUTS

Financial Capital	
Total capital employed	₹ 87,296 Million
Debt to equity ratio (Net)	0.25
Capex	₹ 5,164 Million
Manufactured Capital	
Number of plants in India	5
Material cost	₹ 17,489 Million
Manufacturing cost	₹ 7,831 Million
Total capacity	406,150 TPA
Intellectual Capital	
R&D spending	₹ 475 Million
R&D spend as a % of revenue	1%
Patents filed	6
Human Capital	
Total employees	5,153
Training programs	287
Employee benefit expense	₹ 4,824 Million
Social and Relationship Capital	
CSR spending	₹ 254 Million
Key focus areas	6
Natural Capital	
Renewable energy (wind)	24.5MW
% of energy from renewable sources	4.2%
Elimination of hazardous substance	4
No. of trees planted	27,885



OUTCOMES

Financial Capital	
Total income	₹ 45,639 Million
EBITDA	₹ 10,399 Million
PBT	₹ 7,109 Million
RoCE	9.5%
Manufactured Capital	
Tonnage	201,586 MT
Intellectual Capital	
Process improvement	11
New technologies/products developed	10
Technical papers published and presented	16
Human Capital	
Employee productivity (revenue per employee)	₹ 8.9 Million
Number of employees trained	4,397
Social and Relationship Capital	
Lives touched through CSR	174,492+
Women empowered	950+
Students benefited	47,535+
Youths skilled	3,000+
Natural Capital	
Wastewater reused	100%
Reduction in CO ₂ emission through use of renewable sources (MT/year)	45,579
Reduction in hazardous waste disposal (MT/Year)	247,950