

BHARAT FORGE

THRU COURIER
E-MAIL CONFIRMATION COPY

SECT/BSE/PSE/NSE/

January 18, 2011

The General Manager,
Dept. of Corporate Services,
Bombay Stock Exchange Ltd.,
P. J. Towers,
Dalal Street,
Mumbai 400 001.

(BSE SCRIP CODE - 500493)

Kind Attn : Mr. Vivian Fernandes,
Email: corp.relations@bseindia.com

The Manager (Listing),
National Stock Exchange of India Ltd.,
'Exchange Plaza',
Bandra-Kurla Complex,
Bandra (East),
Mumbai 400 051.

Kind Attn : Mr. Hari K., AVP

Symbol	BHARATFORG
Series	EQ

Email: cmlist@nse.co.in

The Executive Director,
Pune Stock Exchange Ltd.,
Shivleela Chambers,
752, Sadashiv Peth,
R. B. Kumathekar Marg,
Pune 411 030.

Dear Sir,

**Re : Clause No. 35 of Listing Agreement -
Shareholding Pattern as on December 31, 2010.**

We are sending herewith Shareholding Pattern of the Company as on December 31, 2010 in the prescribed format under Clause 35 of the Listing Agreement.

Thanking you,

Sincerely,




BEEJAL DESAI
Sr. Vice President (Legal) &
Company Secretary



KALYANI
GROUP COMPANY


Introductory sub-table (I)(a)

Name of the Company:	BHARAT FORGE LIMITED		
Scrip Code : 500493	Name of the scrip : BHARATFORG	Class of Security : EQUITY	
Quarter ended:	December 31, 2010		
Partly paid-up shares :-	No. of partly paid-up shares	As a % of total no. of partly paid-up shares	As a % of total no. of shares of the company
Held by promoter/promoter group	0	0	0
Held by public	0	0	0
Total - D	0	0	0
Outstanding convertible securities :-	No. of outstanding securities	As a % of total no. of outstanding convertible securities	As a % of total no. of shares of the company, assuming full conversion of the convertible securities
Held by promoter/promoter group	0	0	0
Held by public *	5413524	100	2.21
* 799 Convertible Bonds listed on Luxembourg Stock Exchange			
Total - E	5413524	100	2.21
Warrants:-	No. of warrants	As a % of total no. of warrants	As a % of total no. of shares of the company, assuming full conversion of warrants
Held by promoter/promoter group	0	0	0
Held by public	6500000	100	2.66
Total - F	6500000	100	2.66
Total paid-up capital of the company, assuming full conversion of warrants and convertible securities (Grand Total (A+B+C)+ D+E+F)	244707840		100



Statement Showing Shareholding Pattern

		Table (I)(a)			Total shareholding as a percentage of total number of shares		Shares Pledged or otherwise encumbered	
Category code	Category of Shareholder	Number of Shareholders	Total number of shares	Number of shares held in dematerialized form	As a percentage of(A+B) ¹	As a percentage of (A+B+C)	Number of shares	As a percentage
(I)	(II)	(III)	(IV)	(V)	(VI)	(VII)	(VIII)	(IX)= (VIII)/(IV)*100
(A)	Shareholding of Promoter and Promoter Group²							
1	Indian							
(a)	Individuals/ Hindu Undivided Family	7	813115	813065	0.35	0.35		0.00
(b)	Central Government/ State Government(s)	0	0	0	0.00	0.00		0.00
(c)	Bodies Corporate	15	97089055	2257102	41.71	41.71		0.00
(d)	Financial Institutions/ Banks	0	0	0	0.00	0.00		0.00
(e)	Any Others(Specify)	0	0	0	0.00	0.00		0.00
(e-i)								
(e-ii)								
	Sub Total(A)(1)	22	97902170	3070167	42.06	42.06	0	0.00
2	Foreign							
a	Individuals (Non-Residents Individuals/ Foreign Individuals)	0	0	0	0.00	0.00		0.00
b	Bodies Corporate	0	0	0	0.00	0.00		0.00
c	Institutions	0	0	0	0.00	0.00		0.00
d	Any Others(Specify)	0	0	0	0.00	0.00		0.00
d-i								
d-ii								
	Sub Total(A)(2)	0	0	0	0.00	0.00	0	0.00
	Total Shareholding of Promoter and Promoter Group (A)= (A)(1)+(A)(2)	22	97902170	3070167	42.06	42.06	0	0.00
(B)	Public shareholding							
1	Institutions							
(a)	Mutual Funds/ UTI	47	12915073	12910173	5.55	5.55		
(b)	Financial Institutions/ Banks	31	21850882	21843007	9.39	9.39		
(c)	Central Government/ State Government(s)	0	0	0	0.00	0.00		
(d)	Venture Capital Funds	0	0	0	0.00	0.00		
(e)	Insurance Companies	4	8911637	8911637	3.83	3.83		
(f)	Foreign Institutional Investors	86	32910077	32908232	14.14	14.14		
(g)	Foreign Venture Capital Investors	0	0	0	0.00	0.00		
(h)	Any Other (specify)	0	0	0	0.00	0.00		
(h-i)								
(h-ii)								
	Sub-Total (B)(1)	168	76587669	76573049	32.90	32.90		




B 2	Non-institutions							
(a)	Bodies Corporate	904	23731144	15284959	10.19	10.19		
(b)	Individuals							
I	Individuals -i. Individual shareholders holding nominal share capital up to Rs 1 lakh	56293	22503663	18813530	9.67	9.67		
II	ii. Individual shareholders holding nominal share capital in excess of Rs. 1 lakh.	41	8462167	8352867	3.64	3.64		
(c)	Any Other (specify)							
(c-i)	Clearing Member	246	331119	331119	0.14	0.14		
(c-ii)	Trusts	89	2672525	22550	1.15	1.15		
(c-iii)	Non Resident Indian	979	594659	579734	0.26	0.26		
	Sub-Total (B)(2)	58552	58295277	43384759	25.04	25.04		
(B)	Total Public Shareholding (B)= (B)(1)+(B)(2)	58720	134882946	119957808	57.94	57.94		
	TOTAL (A)+(B)	58742	232785116	123027975	100.00	100.00		
(C)	Shares held by Custodians and against which Depository Receipts have been issued							
1	Promoter and Promoter Group	0	0	0	0.00	0.00		0.00
2	Public	1	9200	9200	0.00	0.00		
	Sub-Total (C.)	1	9200	9200	0.003952	0		
	GRAND TOTAL (A)+(B)+(C)	58743	232794316	123037175	100.00	0		0.00




**(I)(b) Statement showing Shareholding of persons belonging to the category
“Promoter and Promoter Group”**

Sr. No	Name of the shareholder	Total shares held		Shares pledged or otherwise encumbered		
		Number of shares	As a % of grand total (A)+(B)+(C)	Number	As a percentage	As a % of grand total (A)+(B)+(C) of sub-clause (I)(a)
(I)	(II)	(III)	(IV)	(V)	(VI)=(V)/(III)*100	(VII)
1	Mr. B.N. Kalyani	39025	0.02		0.00	0.00
2	Mr. Amit B. Kalyani	350200	0.15		0.00	0.00
3	Mr. Gaurishankar N. Kalyani	350220	0.15		0.00	0.00
4	Mrs. Sulochana N. Kalyani jointly with Mr. B. N. Kalyani	50	0.00		0.00	0.00
5	Ms. Sheetal G. Kalyani	11490	0.00		0.00	0.00
6	Mrs. Rohini G. Kalyani	50730	0.02		0.00	0.00
7	Kum. Viraj G. Kalyani	11400	0.00		0.00	0.00
8	KSL Holding Pvt. Ltd.	23142870	9.94		0.00	0.00
9	Ajinkya Investment & Trading Company	9818925	4.22		0.00	0.00
10	Sundaram Trading and Investment Pvt. Ltd.	20986337	9.01		0.00	0.00
11	Kalyani Investment Company Limited	31656095	13.60		0.00	0.00
12	BF Investment Limited	5807338	2.49		0.00	0.00
13	Rajgad Trading Co. Pvt. Ltd.	662760	0.28		0.00	0.00
14	Tanmarg Investment & Trading Pvt. Ltd.	388000	0.17		0.00	0.00
15	Yusmarg Investment & Trading Pvt. Ltd.	822000	0.35		0.00	0.00
16	Kalyani Consultants Pvt. Ltd.	328500	0.14		0.00	0.00
17	Jannhavi Investment Pvt. Ltd.	2217570	0.95		0.00	0.00
18	Dronacharya Investment & Trading Pvt. Ltd	70715	0.03		0.00	0.00
19	Cornflower Investment & Finance Pvt. Ltd.	247000	0.11		0.00	0.00
20	Dandakaranya Investment & Trading Pvt. L	512500	0.22		0.00	0.00
21	Campanula Investment & Finance Pvt. Ltd.	344445	0.15		0.00	0.00
22	Hastinapur Investment & Trading Pvt. Ltd.	84000	0.04		0.00	0.00
TOTAL		97902170	42.06	0	0.00	0.00



**(I)(c) Statement showing Shareholding of persons belonging to the category
“Public” and holding more than 1% of the total number of shares**

Sr. No.	Name of the shareholder	Number of shares	Shares as a percentage of total number of shares {i.e., Grand Total (A)+(B)+(C) indicated in Statement at para (I)(a) above}
1	LIFE INSURANCE CORPORATION OF INDIA	20971892	9.01
2	KRITADNYA MANAGEMENT & TRADING SER.P.LTD	8431225	3.62
3	JANUS CONTRARIAN FUND	6906937	2.97
4	THE NEW INDIA ASSURANCE COMPANY LIMITED	4820126	2.07
5	COPTHALL MAURITIUS INVESTMENT LIMITED	3964350	1.70
6	RELIANCE CAPITAL TRUSTEE COMPANY LIMITED	3374165	1.45
7	THE ALLIANCE TRUST PLC	3345735	1.44
8	FEDERATED KAUFMANN FUND	3009050	1.29
9	AGF EMERGING MARKETS FUND	2829683	1.22
TOTAL		57653163	24.77



(II)(b) Statement showing holding of Depository Receipts (DRs), where underlying shares held by "promoter/promoter group" are in excess of 1% of the total number of shares

Sr. No.	Name of the DR Holder	Type of outstanding DR (ADRs, GDRs, SDRs, etc.)	Number of shares underlying outstanding DRs	Shares underlying outstanding DRs as a percentage of total number of shares {i.e., Grand Total (A)+(B)+(C) indicated in Statement at para (I)(a) above}
1	0	0	0	0.00
TOTAL	0	0	0	0.00



(III) (a) Statement showing the voting pattern of shareholders, if more than one class of shares/securities is issued by the issuer for the quarter ended on 31st December, 2010.


(Give description of voting rights for each class of security.

Class X:

Class Y:

Class Z:) **Not Applicable**

Category code	Category of shareholder	Number of Voting Rights held in each class of securities			Total Voting Rights (III+IV+V)	Total Voting Rights i.e. (VI)	
		Class X	Class Y	Class Z		As a percentage of (A+B)	As a percentage of (A+B+C)
(I)	(II)	(III)	(IV)	(V)	(VI)	(VII)	(VIII)
(A)	Promoter and Promoter Group						
(1)	Indian						
(a)	Individuals/ Hindu Undivided Family						
(b)	Central Government/ State Government(s)						
(c)	Bodies Corporate						
(d)	Financial Institutions/ Banks						
(e)	Any Other (specify)						
	Sub-Total (A)(1)						
(2)	Foreign						
(a)	Individuals (Non-Resident Individuals/ Foreign Individuals)						
(b)	Bodies Corporate						
(c)	Institutions						
(d)	Any Other (specify)						
	Sub-Total (A)(2)						
	Total Shareholding of Promoter and Promoter Group (A)= (A)(1)+(A)(2)						



(B)	Public shareholding						
(1)	Institutions						
(a)	Mutual Funds/UTI						
(b)	Financial Institutions/ Banks						
(c)	Central Government/ State Government(s)						
(d)	Venture Capital Funds						
(e)	Insurance Companies						
(f)	Foreign Institutional Investors						
(g)	Foreign Venture Capital Investors						
(h)	Any Other (specify)						
	Sub-Total (B)(1)						
(2)	Non-institutions						
(a)	Bodies Corporate						
(b)	Individuals -						
	i. Individual shareholders holding nominal share capital up to Rs. 1 lakh.						
	ii. Individual shareholders holding nominal share capital in excess of Rs. 1 lakh.						
(c)	Any Other (specify)						
	Sub-Total (B)(2)						
	Total Public Shareholding (B)= (B)(1)+(B)(2)						
	TOTAL (A)+(B)						
(C)	Shares held by Custodians and against which Depository Receipts have been issued						
	GRAND TOTAL (A)+(B)+(C)						

